

# Griffeen Valley ETNS





Information for parents of Junior Infants





# Aladdin App

- We use the Aladdin App to communicate with parents
- You will need to download the app to your mobile phone
- It can also be accessed via a laptop
- You will receive a text from the school to the mobile number(s) you provided on your enrolment form. This will provide you with an activation code





# Typical school day

- School starts at 8.30am
- Children go into their classroom by themselves
- There are two breaks during the school day
- School finishes at 1.05pm and pupils are collected from the yard by their parents/ childminder
- **During the first one or two weeks of school Junior Infants attend for a “short day”. School starts at 8.30am and finishes at 11am**



# Preparing your child for school



- Talk about school
- Paint a picture for your child -
  - A welcoming place
  - Where he or she will make lots of friends
  - Learn lots of new things
  - Feel safe and happy



# Help your child become independent

Your child should be able to:



- fasten/unfasten coat by themselves
- Hang up their coat
- Use the toilet properly, flush the toilet
- Wash and dry hands
- Share toys and activities
- Say their own name
- Tidy up activities
- Open and close lunch boxes (picnics)



# Clothing


- No Uniform in Griffeen Valley
- Suitable footwear everyday
- PE lessons -wear tracksuit and runners on these days
- P.E days will be decided in September
- No costumes
- No jewellery
- Footwear should be velcro

# Label everything!!






# Healthy Lunch



- 2 breaks: 1st at 10.10 - 10.20 /  
2nd at 11.30 - 11.55
- Avoid packaging such as tinfoil and cling film
- Pack fruit, vegetables, sandwiches, water
- Cut and peel fruit
- Children take home all unfinished lunch/packaging





# Children will need:


- A school bag that will fit A4 folder (easy to open/close) No trolley bags
- A pencil case
- Your child's name on every book
  - A Mesh Folder for:
    - Weekly homework
    - Notes from school
    - Readers
    - Work Sheets



# The Junior Infant Curriculum

---

- English
- Irish
- Maths
- SPHE
- P.E
- SESE (History, Geography, Science)
- Ethics Curriculum - Learn Together
- Music
- Art
- Drama




---

Primary school curriculum is available online NCCA  
website [www.ncca.ie](http://www.ncca.ie)

# English

Preparation for formal reading and writing begins with:



- \*Making jigsaws
- \*Colouring
- \*Playing with sand
- \*Play dough
- \*Cutting & pasting
- \*Blocks



# Writing

---

- Emphasis will be on lower case letters and preparing for cursive writing
- Help at home by practising letters covered in school
  - Ensure correct pencil grip



# Reading


- Learning sounds and an action for each sound
- Blending sounds to read words
- Using Sight Vocabulary
- Reading library books



# Oral Language Programme



---


- Encourages children to talk.
- You can help with this at home.
- Before school starts read to your child and promote a love of reading.
- Teach your child Nursery Rhymes.
- Engage your child in language, ensure that you are playing an active role in developing your child's language skills.
- If you are worried about your child's Speech and Language Development talk to the school or your doctor.



# Preparing well for the first year



- Listening to stories
- Learning nursery rhymes
- Colouring
- Practicing taking turns
- Making jigsaws 
- Using opportunities to talk 
- Seeing how to name and label things
- Following instructions



# Gaeilge

- Emphasis completely on oral language
- Aims for Junior Infants:
  - Learn songs, poems, greetings
  - Learn to ask questions
  - Learn to answer questions





# Maths

- Aims for Junior Infants:
  - Learn to sort and classify
  - Learn to measure
  - Recognize and write numbers 1-5
  - Learn to count and add 1-5
  - Learn to solve problems





# SESE



Children explore the environment  
in which they live through

History

Geography


Science



# How can I help my child with SESE?

- Garden
- Weather
- Mapping
- Learning about the past
- People in the community
- Light, sound, materials
- Electricity, magnets
- Caring for the environment





# S.P.H.E

- Social, personal and health education covers
  - Hygiene
  - Safety
  - Relationships
  - Citizenship



# Art

- Clay
- Paint
- Printing
- Pastels
- Fabric
- Construction
- Looking and Responding to Art



# Music

- Singing
- Listening and responding to Music
- Dancing to Music
- Exploring rhythm

